




Designer Liner on GLASS



Detailed designs using a brush and applicator tip. Clear cap, full fuse.



Add AC-310 Silkscreen Medium to Designer Liner and apply to your glass through a silkscreen. Clear cap, full fuse.

Designer Liner allows the glass artist to create fine details with dots, lines and letters. The precise metal writer tip makes application easy and ensures crisp linework.



Designer Liner in between two pieces of glass. Layer translucent frit on top and full fuse.

Available in 8 Colors

- SG-401 Black
- SG-402 White
- SG-403 Red
- SG-404 Blue
- SG-405 Green
- SG-406 Brown
- SG-407 Yellow
- SG-408 Orange




www.MaycoColors.com

Mayco Designer Stamps & Mats *with GLASS*

Create custom texture slabs using Designer Mats, Designer Stamps, Continuous Rolling Tools, Press Tools and Sprig Molds.

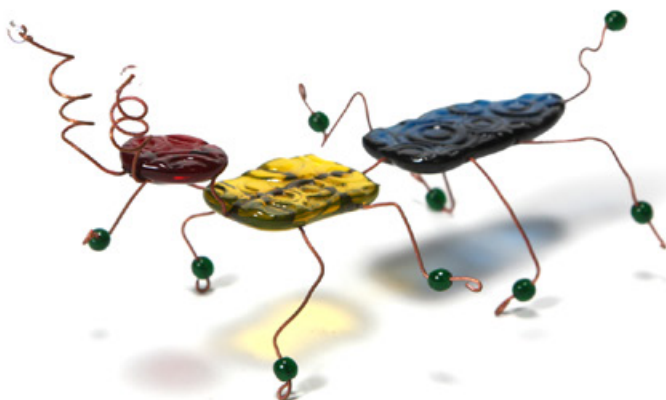
Use Designer Stamps to create a textured surface. Full fuse to create sun catchers, ornaments and more.



Use Continuous Rolling Tools, Sprig Molds and Press Molds to create a custom slab. Full fuse then slump into desired mold.



Use Designer Mats to create a textured slab. Full fuse shapes, then tack fuse together.



Purchase Mayco Products for Glass at one of our worldwide distributors!

Visit us online to view our list of partners.



www.MaycoColors.com